

## It's simple.

3M™ LeadCheck™ Swabs are disposable, convenient and simple to use. The entire test typically takes about 30 seconds. Just swab virtually any surface or material, including painted wood, metal, plaster or drywall. If the swab turns red, lead is present: **RED MEANS LEAD™**.

- EPA recognized\*
- Instant results using only a no-mess swab
- Easy, clean and contained
- Detects lead down to 600 ppm

## It's recognized.

Since April 22, 2010, contractors performing renovation, repair and painting (RRP) projects in pre-1978 homes, schools and daycare facilities are required to be certified and follow lead-safe work practices. This EPA-issued RRP Rule is aimed at preventing lead poisoning.

## Win more bids.

At less than \$5 a swab, 3M™ LeadCheck™ Swabs are a cost-effective tool to help RRP-certified contractors win jobs. If a swab turns red in 30 seconds, lead is present, and contractors can use the visual result to educate homeowners on the harmful effects of lead and lead poisoning. And since 3M™ LeadCheck™ Swabs only turn red when lead is present, there are no false-positives from the customer's point of view. So bid the job accordingly using RRP lead-safe work practices. Contractors not complying with the RRP rule may bid cheaper, but this could leave homeowners and their families at risk of exposure to lead. A contractor demonstrating concern for the safety of the homeowners and their families shows professionalism and reliability.



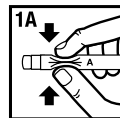
\*When used by a certified renovator to determine that lead-based paint is not present on wood, metal, or drywall and plaster surfaces.

## How to use 3M™ LeadCheck™ Swabs:

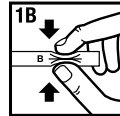
Read full instructions found in package before use.

Each 3M™ LeadCheck™ Swab contains two crushable vials, one with a lead-reactive dye, the other with a pre-measured activator solution. Crush the vials to mix the contents, then bring the tip into contact with the surface to be tested.

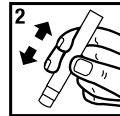
## ACTIVATION:



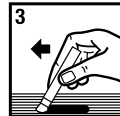
**CRUSH.** (Fig 1A and 1B) Squeeze and crush points marked "A" and "B," located on the barrel of the swab.



**SHAKE AND SQUEEZE.** (Fig 2) With the swab tip facing down, shake twice and squeeze gently until the yellow liquid comes to the tip of the swab — it's now activated for testing.



**RUB.** (Fig 3) While squeezing gently, rub the swab on the test area for 30 seconds. If the tip turns red or pink, lead is present.



Each 3M™ LeadCheck™ Swab has no shelf life. EPA recognized when used by a certified renovator to determine that lead-based paint is not present on wood, metal, or drywall and plaster surfaces.

## Dependable Lead-Safe Work Products

**3M**

3M Center, Building 223-4S-02  
St. Paul, MN 55144-1000  
1-800-494-3552  
www.3MLeadCheck.com

3M, LeadCheck and RED MEANS LEAD are trademarks of 3M.  
© 2012 3M.

Please recycle. Printed in U.S.A. All rights reserved.  
70-0713-4247-4



# INSTANT LEAD TEST

Easy to use. Instant results.



**RED MEANS LEAD™**

## 3M is leading the way in helping to prevent lead poisoning.

Lead poisoning can cause severe health effects, including damage to the liver, kidneys, brain, nerves, bones and blood. Children are especially at high risk. Lead in dust is the most common way people are exposed, especially during renovation or repair work.

3M™ LeadCheck™ Swabs are just one of a trusted portfolio of 3M™ Lead-Safe Work Products that includes respirators, coveralls, gloves, duct tape and more. So if lead is detected, we'll make sure everyone is protected while they finish the job.



For more information, go to [www.epa.gov/lead](http://www.epa.gov/lead) or [www.3MLeadCheck.com](http://www.3MLeadCheck.com).

3M™ LeadCheck™ Swabs are available in retailer and contractor packs.

**RED MEANS LEAD™**

# Detect Lead

on many surfaces – instantly!



3M™ LeadCheck™ Swabs help certified renovators meet the requirements of the RRP Rule by making lead testing simple.

### LEAD PAINT HAZARDS on:

#### Home exterior

- wood
- bricks
- stucco
- cement
- metal
- window frames
- shutters
- doors
- door frames
- stair railings

#### Home interior

- walls, especially the bathroom and kitchen
- plaster and drywall
- kitchen cupboards
- floors
- stairs
- handrails
- moldings

### OTHER LEAD HAZARDS:

#### Dust

- under deteriorating paint
- fabric, carpeting
- threshold

#### Polyvinyl plastics

- mini blinds
- electrical cords

#### Porcelain enameled fixtures

- bathtubs
- sinks
- toilets

#### Ceramic tile

- kitchens
- bathrooms
- hearths

#### Brass

- key rings
- inner fixtures on faucets
- inner fixtures on well pumps

#### Solder

- copper pipes leading to tap
- stained-glass windows

